



ASBK.COM.AU f t i y

# Winton Motor Raceway : OFFICIAL TEST : April 11 & 12

## SUPERSPORT

### Practice 3

Date: 11/04/17  
 Event: P09  
 Weather: Sunny - 21.5C  
 Track: Dry - 36.9C

Started at: 14:20:42  
 Laps: 30 Min  
 Starters: 16  
 Printed at: 14:56

## CLASSIFICATION

Pos	No	Name	Machine	Fastest Lap	On Lap	Behind Prev	Behind Leader	Top Speed
1	5	Ted COLLINS (VIC) / Saint Unbreakable / Magnum Welders	Suzuki GSX-R	1:25.155	7 of 12			218
2	12	Mark CHIODO (VIC) / Repsol GAS Racing / Alpinestars / Bell Helmets / Dunlop Tyres / SBS	Triumph 675R	1:25.693	6 of 14	.538	.538	218
3	64	Sam CONDON (NSW) / Bikebiz / Pirelli / Motul / Shark Helmet / Berik / GB Racing	Yamaha YZF-R6	1:25.715	16 of 16	.022	.560	214
4	53	Mason COOTE (VIC) / Aark Racing / Consent 2 Go / Kabuto / Spidi / Motul / Pirelli	Yamaha YZF-R6	1:26.111	8 of 11	.396	.956	220
5	82	Chris QUINN (NSW) / Coopers HXR Yamaha / Dunlop / Shark Helmets / Ipone / Channon Tavern	Yamaha YZF-R6	1:26.425	9 of 10	.314	1.270	213
6	7	Tom TOPARIS (NSW) / Cube Racing / Australian Outdoor Living / Motul / Pirelli / Sprint Filter	Kawasaki ZX6R	1:27.106	13 of 15	.681	1.951	216
7	31	John HUNT (SA)	Suzuki GSX-R	1:27.262	10 of 20	.156	2.107	214
8	84	Thomas BRYDEN (NSW)	Yamaha YZF-R6	1:27.433	8 of 15	.171	2.278	213
9	46	Aidan HAYES (NSW) / Hayes Johnston Pty Ltd Chartered Accountants / Hayes Electrical	Yamaha YZF-R6	1:27.459	16 of 19	.026	2.304	214
10	24	Samuel LAMBERT (NT)	Yamaha YZF-R6	1:27.830	4 of 7	.371	2.675	213
11	27	Nic LIMINTON (SA) / Race Center / YRD / Arai / Ricondi / Speedangle	Yamaha YZF-R6	1:28.464	11 of 14	.634	3.309	214
12	56	Jimmy BROADBENT (NSW) / Kawasaki BCperformance Junior Team	Kawasaki ZX6R	1:29.112	8 of 9	.648	3.957	211
13	47	Giuseppe SCARCELLA (NSW) / Scarcella Racing / Held Aust. / X Lite / Kawasaki Connection / Kawasaki Aust.	Kawasaki ZX6R	1:29.133	8 of 10	.021	3.978	216
14	29	Patrick LI (NSW)	Kawasaki ZX6R	1:29.652	5 of 8	.519	4.497	211
15	18	Joel RHODES (NSW) / Bikebiz / Pathway Communications / Karbon Property	Yamaha YZF-R6	1:30.279	10 of 13	.627	5.124	208
16	54	Brendan WILSON (VIC) / Ryan Taylor Racing / Pablo's Motorcycle Tyres	Yamaha YZF-R6	1:31.349	8 of 10	1.070	6.194	213

Current best lap for SS class - 1:24.550 by Sam CLARKE (WA) on a Kawasaki ZX6R set on 22/09/16

*Scott Laing*


Chief Time Keeper - Scott Laing

Clerk of Course - Simon Maas

Computime Race Timing Systems Pty Ltd © 1996  
 Licensed to Computime Race Timing Systems

[www.computime.com.au](http://www.computime.com.au)

COMPUTIME RACE TIMING SYSTEMS PTY LTD





ASBK.COM.AU f t i y

# Winton Motor Raceway : OFFICIAL TEST : April 11 & 12

## SUPERSPORT

### Practice 3

Date: 11/04/17  
 Event: P09  
 Weather: Sunny - 21.5C  
 Track: Dry - 36.9C

Started at: 14:20:42  
 Laps: 30 Min  
 Starters: 16  
 Printed at: 14:56

### LAP TIMES

No	Name	Lap 1	Lap 2	Lap 3	Lap 4	Lap 5	Lap 6	Lap 7	Lap 8	Lap 9	Lap 10
5	Ted COLLINS (VIC)	1:33.975	1:27.043	1:25.824	1:28.397	1:25.531	1:25.459	<b>1:25.155</b>	9:25.500	1:34.314	1:25.981
10		1:25.562	1:26.250								
7	Tom TOPARIS (NSW)	1:36.702	1:31.262	1:29.715	1:41.089	1:31.556	1:28.251	1:29.239	1:27.511	5:43.095	1:33.322
10		1:28.714	1:27.171	<b>1:27.106</b>	1:38.248	1:28.695					
12	Mark CHIODO (VIC)	1:28.588	1:27.732	1:27.168	1:26.588	1:26.106	<b>1:25.693</b>	4:16.950	1:34.844	1:26.955	1:26.597
10		1:26.068	3:13.548	1:40.681	1:34.894						
18	Joel RHODES (NSW)	1:41.461	1:34.389	1:31.924	1:32.193	2:24.097	1:37.818	1:31.019	1:30.568	1:30.581	<b>1:30.279</b>
10		3:04.501	1:46.581	1:33.639							
24	Samuel LAMBERT (NT)	1:34.585	1:30.795	1:28.597	<b>1:27.830</b>	1:34.896	1:28.412	1:28.976			
27	Nic LIMINTON (SA)	2:15.363	1:34.591	1:32.911	1:31.736	4:40.285	1:41.624	1:30.102	1:29.313	1:32.963	1:28.628
10		<b>1:28.464</b>	4:15.044	1:38.094	1:28.942						
29	Patrick LI (NSW)	1:40.950	1:32.235	1:31.702	1:30.339	<b>1:29.652</b>	1:29.999	1:30.308	1:30.627		
31	John HUNT (SA)	1:39.297	1:31.304	1:30.189	1:29.567	1:30.599	1:30.736	1:40.151	1:28.524	1:27.881	<b>1:27.262</b>
10		1:35.194	1:27.773	1:27.507	1:53.052	1:27.879	1:27.503	1:27.422	1:27.318	1:28.522	1:28.645
46	Aidan HAYES (NSW)	1:39.082	1:31.544	1:30.468	1:29.146	1:29.889	1:28.268	1:28.606	1:28.050	1:56.309	1:29.622
10		1:28.005	1:28.648	1:28.268	1:31.224	1:27.508	<b>1:27.459</b>	1:28.372	1:27.723	2:00.949	
47	Giuseppe SCARCELLA (NSW)	1:46.482	1:32.488	1:30.441	1:29.733	6:48.262	1:48.210	1:30.648	<b>1:29.133</b>	1:29.296	1:29.270
53	Mason COOTE (VIC)	1:39.569	1:30.229	1:28.766	1:26.699	1:27.489	1:26.797	1:26.670	<b>1:26.111</b>	3:30.417	1:48.016
10		1:29.078									
54	Brendan WILSON (VIC)	1:45.662	1:35.106	1:34.346	1:33.115	1:31.925	1:31.944	1:31.526	<b>1:31.349</b>	1:31.699	1:35.471
56	Jimmy BROADBENT (NSW)	1:43.817	1:31.492	1:30.109	3:16.755	1:38.781	1:30.062	1:30.309	<b>1:29.112</b>	3:02.714	
64	Sam CONDON (NSW)	1:38.639	1:31.333	1:28.839	1:26.520	1:25.846	1:25.805	1:29.007	1:26.020	3:43.879	1:36.952
10		1:28.717	1:27.544	1:28.108	1:26.330	1:29.917	<b>1:25.715</b>				
82	Chris QUINN (NSW)	1:43.120	1:29.216	1:28.215	3:00.925	1:42.153	1:31.755	1:27.299	1:26.890	<b>1:26.425</b>	1:26.496
84	Thomas BRYDEN (NSW)	1:37.752	1:28.865	1:27.435	1:27.801	3:35.583	1:40.231	1:28.533	<b>1:27.433</b>	1:27.734	2:37.369
10		1:34.691	1:30.204	1:29.157	1:28.758	1:28.646					

*Scott Laing*


Chief Time Keeper - Scott Laing

Clerk of Course - Simon Maas

Computime Race Timing Systems Pty Ltd © 1996  
 Licensed to Computime Race Timing Systems

[www.computime.com.au](http://www.computime.com.au)

COMPUTIME RACE TIMING SYSTEMS PTY LTD





ASBK.COM.AU f t i y

# Winton Motor Raceway : OFFICIAL TEST : April 11 & 12

## SUPERSPORT

### Practice 3

Date: 11/04/17  
 Event: P09  
 Weather: Sunny - 21.5C  
 Track: Dry - 36.9C


Started at: 14:20:42  
 Laps: 30 Min  
 Starters: 16  
 Printed at: 14:56

### SPLIT TIMES

Lap	Split 1	Split 2	Split 3	Split 4	Lap Time	Spd	Lap	Split 1	Split 2	Split 3	Split 4	Lap Time	Spd
<b>5 Ted COLLINS (VIC) (1st)</b>							8	16.249	15.830	33.375	29.390	1:34.844	P
1	16.533	15.733	32.591	29.118	1:33.975	P	9	12.004	14.889	<b>31.555</b>	28.507	1:26.955	216
2	12.041	14.629	31.986	28.387	1:27.043	213	10	11.809	14.759	31.716	28.313	1:26.597	217
3	11.929	14.437	31.276	28.182	1:25.824	216	11	<b>11.790</b>	<b>14.663</b>	31.565	<b>28.050</b>	1:26.068	217
4	11.812	15.623	32.470	28.492	1:28.397	217	12	11.939	15.586	32.837	2:13.186	3:13.548	218
5	11.839	14.542	31.031	28.119	1:25.531	216	13	17.940	16.403	34.406	31.932	1:40.681	P
6	11.900	<b>14.377</b>	31.061	28.121	1:25.459	216	14	13.290	16.037	34.190	31.377	1:34.894	197
7	11.806	14.417	<b>30.970</b>	<b>27.962</b>	<b>1:25.155</b>	216	<b>18 Joel RHODES (NSW) (15th)</b>						
8	13.471	17.386	34.076	8:20.567	9:25.500	218	1	17.081	17.687	35.259	31.434	1:41.461	P
9	18.159	15.394	32.309	28.452	1:34.314	P	2	13.203	16.507	34.076	30.603	1:34.389	201
10	11.900	14.494	31.366	28.221	1:25.981	216	3	12.956	15.872	33.217	29.879	1:31.924	207
11	11.864	14.483	31.078	28.137	1:25.562	217	4	12.751	15.860	33.427	30.155	1:32.193	208
12	<b>11.781</b>	14.487	31.438	28.544	1:26.250	217	5	12.735	15.789	36.938	1:18.635	2:24.097	208
<b>7 Tom TOPARIS (NSW) (6th)</b>							6	17.456	16.371	33.691	30.300	1:37.818	P
1	16.003	15.932	33.961	30.806	1:36.702	P	7	12.825	15.650	32.913	<b>29.631</b>	1:31.019	207
2	12.568	15.578	33.750	29.366	1:31.262	214	8	12.634	<b>15.475</b>	32.730	29.729	1:30.568	208
3	12.959	15.628	32.013	29.115	1:29.715	216	9	<b>12.505</b>	15.530	32.851	29.695	1:30.581	207
4	12.259	14.913	31.842	42.075	1:41.089	214	10	12.521	15.557	<b>32.502</b>	29.699	<b>1:30.279</b>	207
5	13.227	15.386	32.981	29.962	1:31.556	208	11	13.304	18.004	38.321	1:54.872	3:04.501	206
6	12.230	14.951	32.032	29.038	1:28.251	214	12	22.869	16.943	36.499	30.270	1:46.581	P
7	13.047	15.326	32.208	28.658	1:29.239	214	13	13.676	16.339	33.092	30.532	1:33.639	207
8	<b>12.080</b>	14.915	31.869	28.647	1:27.511	214	<b>24 Samuel LAMBERT (NT) (10th)</b>						
9	12.313	15.075	33.079	4:42.628	5:43.095	214	1	15.766	16.142	33.221	29.456	1:34.585	P
10	17.651	15.308	31.887	<b>28.476</b>	1:33.322	P	2	12.709	15.266	32.999	29.821	1:30.795	209
11	12.233	15.859	31.900	28.722	1:28.714	215	3	12.257	15.016	32.230	29.094	1:28.597	210
12	12.150	14.925	31.597	28.499	1:27.171	213	4	12.262	14.939	31.640	28.989	<b>1:27.830</b>	213
13	12.244	<b>14.874</b>	<b>31.310</b>	28.678	<b>1:27.106</b>	215	5	<b>12.044</b>	<b>14.849</b>	<b>31.220</b>	36.783	1:34.896	208
14	12.400	17.103	38.679	30.066	1:38.248	214	6	12.479	15.235	31.713	<b>28.985</b>	1:28.412	207
15	12.218	15.223	32.300	28.954	1:28.695	214	7	12.251	15.100	31.865	29.760	1:28.976	208
<b>12 Mark CHIDO (VIC) (2nd)</b>							<b>27 Nic LIMINTON (SA) (11th)</b>						
1					1:28.588		1	51.057	17.107	35.970	31.229	2:15.363	P
2					1:27.732		2	12.909	16.339	34.694	30.649	1:34.591	211
3					1:27.168		3	12.930	16.167	33.797	30.017	1:32.911	211
4					1:26.588		4	12.354	15.511	33.067	30.804	1:31.736	212
5					1:26.106		5	12.358	15.837	35.720	3:36.370	4:40.285	212
6					<b>1:25.693</b>		6	19.942	17.423	34.200	30.059	1:41.624	P
7					4:16.950								

*Scott Laing*  
 Chief Time Keeper - Scott Laing

Clerk of Course - Simon Maas



Computime Race Timing Systems Pty Ltd © 1996  
 Licensed to Computime Race Timing Systems

[www.computime.com.au](http://www.computime.com.au)

COMPUTIME RACE TIMING SYSTEMS PTY LTD



ASBK.COM.AU f t i y

# Winton Motor Raceway : OFFICIAL TEST : April 11 & 12

## SUPERSPORT

### Practice 3

Date: 11/04/17  
 Event: P09  
 Weather: Sunny - 21.5C  
 Track: Dry - 36.9C

Started at: 14:20:42  
 Laps: 30 Min  
 Starters: 16  
 Printed at: 14:56

### SPLIT TIMES

Lap	Split 1	Split 2	Split 3	Split 4	Lap Time	Spd	Lap	Split 1	Split 2	Split 3	Split 4	Lap Time	Spd
7	12.261	15.393	32.924	29.524	1:30.102	212	20	12.157	15.219	31.965	29.304	1:28.645	211
8	12.256	15.250	32.601	29.206	1:29.313	214							
9	12.509	15.711	34.978	29.765	1:32.963	213							
10	12.172	14.953	32.382	<b>29.121</b>	1:28.628	213	<b>46 Aidan HAYES (NSW) (9th)</b>	16.288	17.204	35.142	30.448	1:39.082 P	
11	<b>12.029</b>	14.860	<b>32.188</b>	29.387	<b>1:28.464</b>	213	1	12.851	15.525	33.740	29.428	1:31.544	211
12	12.085	<b>14.753</b>	33.393	3:14.813	4:15.044	214	2	12.995	15.251	32.533	29.689	1:30.468	212
13	18.916	15.948	33.451	29.779	1:38.094 P		3	12.398	15.507	32.113	29.128	1:29.146	214
14	12.167	15.188	32.462	29.125	1:28.942	212	4	12.520	15.236	31.945	30.188	1:29.889	213
							5	12.447	14.944	31.980	28.897	1:28.268	211
							6	12.543	15.216	32.009	28.838	1:28.606	212
<b>29 Patrick LI (NSW) (14th)</b>							7	12.340	15.109	32.001	28.600	1:28.050	213
1	18.693	16.282	35.459	30.516	1:40.950 P		8	37.264	17.172	32.771	29.102	1:56.309	213
2	13.164	15.730	33.029	30.312	1:32.235	209	9	12.564	15.074	32.366	29.618	1:29.622	212
3	13.047	15.879	33.275	29.501	1:31.702	210	10	12.436	15.158	31.694	28.717	1:28.005	212
4	12.568	15.438	32.741	29.592	1:30.339	208	11	12.509	15.073	32.065	29.001	1:28.648	213
5	<b>12.507</b>	15.243	<b>32.558</b>	<b>29.344</b>	<b>1:29.652</b>	211	12	12.397	15.285	32.003	<b>28.583</b>	1:28.268	212
6	12.615	<b>15.137</b>	32.807	29.440	1:29.999	210	13	12.338	15.160	31.631	32.095	1:31.224	212
7	12.572	15.225	33.079	29.432	1:30.308	211	14	12.395	14.928	<b>31.494</b>	28.691	1:27.508	212
8	12.782	15.294	32.991	29.560	1:30.627	210	15	<b>12.295</b>	<b>14.798</b>	31.683	28.683	<b>1:27.459</b>	213
							16	12.436	14.859	31.908	29.169	1:28.372	213
<b>31 John HUNT (SA) (7th)</b>							17	12.340	14.851	31.803	28.729	1:27.723	212
1	16.694	17.350	35.179	30.074	1:39.297 P		18	13.152	15.073	1:01.593	31.131	2:00.949	212
2	12.762	15.769	33.118	29.655	1:31.304	211	19						
3	12.640	15.547	32.704	29.298	1:30.189	209							
4	12.533	15.434	32.472	29.128	1:29.567	211	<b>47 Giuseppe SCARCELLA (NSW) (13th)</b>	20.127	18.561	36.510	31.284	1:46.482 P	
5	12.392	15.580	32.580	30.047	1:30.599	212	1	12.945	15.744	33.992	29.807	1:32.488	213
6	12.501	15.493	32.923	29.819	1:30.736	214	2	12.609	15.454	33.347	<b>29.031</b>	1:30.441	213
7	12.343	15.335	38.538	33.935	1:40.151	211	3	12.400	15.135	33.123	29.075	1:29.733	213
8	12.353	15.255	32.009	28.907	1:28.524	211	4	12.447	15.242	32.990	5:47.583	6:48.262	214
9	12.390	15.377	<b>31.571</b>	<b>28.543</b>	1:27.881	211	5	22.560	18.840	36.370	30.440	1:48.210 P	
10	12.090	14.999	31.608	28.565	<b>1:27.262</b>	212	6	12.393	15.281	33.313	29.661	1:30.648	214
11	12.200	15.123	34.421	33.450	1:35.194	213	7	12.303	15.085	32.668	29.077	<b>1:29.133</b>	211
12	12.231	15.093	31.700	28.749	1:27.773	212	8	<b>12.274</b>	14.966	32.836	29.220	1:29.296	214
13	12.222	15.099	31.604	28.582	1:27.507	210	9	12.676	<b>14.905</b>	<b>32.630</b>	29.059	1:29.270	215
14	14.194	20.148	46.042	32.668	1:53.052	209	10						
15	12.206	15.234	31.845	28.594	1:27.879	212	<b>53 Mason COOTE (VIC) (4th)</b>	21.207	15.695	33.294	29.373	1:39.569 P	
16	12.108	<b>14.933</b>	31.661	28.801	1:27.503	213	1	12.205	15.251	33.455	29.318	1:30.229	216
17	12.156	15.036	31.573	28.657	1:27.422	213	2	12.072	15.051	32.895	28.748	1:28.766	216
18	<b>12.054</b>	15.023	31.633	28.608	1:27.318	213	3						
19	12.227	15.103	32.424	28.768	1:28.522	211							



*Scott Laing*  
 Chief Time Keeper - Scott Laing

Clerk of Course - Simon Maas

Computime Race Timing Systems Pty Ltd © 1996  
 Licensed to Computime Race Timing Systems

[www.computime.com.au](http://www.computime.com.au)

COMPUTIME RACE TIMING SYSTEMS PTY LTD







ASBK.COM.AU f t i y

# Winton Motor Raceway : OFFICIAL TEST : April 11 & 12

## SUPERSPORT

### Practice 3

Date: 11/04/17  
 Event: P09  
 Weather: Sunny - 21.5C  
 Track: Dry - 36.9C

Started at: 14:20:42  
 Laps: 30 Min  
 Starters: 16  
 Printed at: 14:56

### SPLIT TIMES

Lap	Split 1	Split 2	Split 3	Split 4	Lap Time	Spd	Lap	Split 1	Split 2	Split 3	Split 4	Lap Time	Spd
4	12.134	14.797	<b>31.210</b>	28.558	1:26.699	217	7	11.971	15.034	32.924	29.078	1:29.007	213
5	<b>11.963</b>	14.958	31.467	29.101	1:27.489	217	8	11.964	14.512	31.098	28.446	1:26.020	214
6	11.967	<b>14.659</b>	31.315	28.856	1:26.797	218	9	12.342	15.119	32.366	2:44.052	3:43.879	214
7	12.344	14.795	31.259	28.272	1:26.670	220	10	19.125	15.867	32.863	29.097	1:36.952 P	
8	11.964	14.784	31.238	<b>28.125</b>	<b>1:26.111</b>	217	11	12.267	15.029	32.849	28.572	1:28.717	213
9	12.755	17.164	36.372	2:24.126	3:30.417	218	12	12.062	14.822	31.894	28.766	1:27.544	214
10	23.024	17.094	39.104	28.794	1:48.016 P		13	11.921	14.675	32.619	28.893	1:28.108	213
11	12.789	15.336	32.229	28.724	1:29.078	214	14	<b>11.858</b>	14.598	31.222	28.652	1:26.330	213
							15	12.312	15.432	33.068	29.105	1:29.917	214
							16	11.999	<b>14.485</b>	<b>30.934</b>	<b>28.297</b>	<b>1:25.715</b>	214
<b>54 Brendan WILSON (VIC) (16th)</b>													
1	18.302	18.436	36.622	32.302	1:45.662 P								
2	13.715	16.681	34.267	30.443	1:35.106	208	<b>82 Chris QUINN (NSW) (5th)</b>						
3	13.581	16.566	34.058	30.141	1:34.346	209	1	19.606	18.431	34.804	30.279	1:43.120 P	
4	13.111	16.228	34.043	29.733	1:33.115	211	2	12.338	15.060	32.270	29.548	1:29.216	209
5	13.034	15.896	33.281	29.714	1:31.925	212	3	12.151	14.928	32.014	29.122	1:28.215	211
6	12.894	15.987	33.385	29.678	1:31.944	212	4	13.107	17.161	36.706	1:53.951	3:00.925	211
7	12.884	<b>15.702</b>	33.459	<b>29.481</b>	1:31.526	212	5	17.455	16.809	36.643	31.246	1:42.153 P	
8	12.866	15.734	<b>32.995</b>	29.754	<b>1:31.349</b>	213	6	13.826	15.815	32.616	29.498	1:31.755	179
9	13.022	15.845	33.070	29.762	1:31.699	212	7	12.111	14.889	31.599	28.700	1:27.299	212
10	<b>12.825</b>	15.788	34.063	32.795	1:35.471	211	8	<b>11.769</b>	14.630	31.804	28.687	1:26.890	213
							9	11.920	<b>14.583</b>	31.401	<b>28.521</b>	<b>1:26.425</b>	212
							10	11.840	14.603	<b>31.262</b>	28.791	1:26.496	213
<b>56 Jimmy BROADBENT (NSW) (12th)</b>													
1	22.388	16.566	34.316	30.547	1:43.817 P		<b>84 Thomas BRYDEN (NSW) (8th)</b>						
2	12.744	15.697	33.120	29.931	1:31.492	209	1	18.170	16.446	33.916	29.220	1:37.752 P	
3	12.467	15.634	32.436	29.572	1:30.109	211	2	12.420	15.162	32.367	28.916	1:28.865	211
4	<b>12.418</b>	15.572	32.299	2:16.466	3:16.755	202	3	12.133	<b>14.812</b>	<b>31.789</b>	28.701	1:27.435	212
5	20.334	15.898	33.028	29.521	1:38.781 P		4	<b>12.097</b>	14.903	31.877	28.924	1:27.801	212
6	12.630	15.460	32.284	29.688	1:30.062	211	5	12.469	15.535	32.609	2:34.970	3:35.583	211
7	12.510	15.561	32.458	29.780	1:30.309	210	6	21.937	15.796	32.706	29.792	1:40.231 P	
8	12.483	<b>15.393</b>	32.139	<b>29.097</b>	<b>1:29.112</b>	210	7	12.797	15.058	32.091	<b>28.587</b>	1:28.533	207
9	12.494	15.425	<b>31.982</b>	2:02.813	3:02.714	208	8	12.168	14.850	31.792	28.623	<b>1:27.433</b>	211
							9	12.108	14.833	31.872	28.921	1:27.734	211
<b>64 Sam CONDON (NSW) (3rd)</b>													
1	16.901	16.698	34.625	30.415	1:38.639 P		10	12.228	14.959	32.906	1:37.276	2:37.369	213
2	12.693	15.578	33.662	29.400	1:31.333	211	11	15.702	15.883	33.655	29.451	1:34.691 P	
3	12.184	15.996	31.628	29.031	1:28.839	213	12	12.638	15.616	32.774	29.176	1:30.204	208
4	12.023	14.600	31.441	28.456	1:26.520	214	13	12.419	15.154	32.503	29.081	1:29.157	211
5	11.934	14.521	30.993	28.398	1:25.846	213	14	12.306	15.041	32.481	28.930	1:28.758	213
6	11.891	14.523	31.063	28.328	1:25.805	214	15	12.301	15.115	32.150	29.080	1:28.646	211


*Scott Laing*  
 Chief Time Keeper - Scott Laing

Clerk of Course - Simon Maas

Computime Race Timing Systems Pty Ltd © 1996  
 Licensed to Computime Race Timing Systems

[www.computime.com.au](http://www.computime.com.au)

COMPUTIME RACE TIMING SYSTEMS PTY LTD





ASBK.COM.AU f t i y

# Winton Motor Raceway : OFFICIAL TEST : April 11 & 12

## SUPERSPORT

### Practice 3

Date: 11/04/17  
 Event: P09  
 Weather: Sunny - 21.5C  
 Track: Dry - 36.9C

Started at: 14:20:42  
 Laps: 30 Min  
 Starters: 16  
 Printed at: 14:56

### FASTEST LAPS SEQUENCE

Race Time	No	Name	Machine	Fastest Lap	On Lap
1:45.694	5	Ted COLLINS (VIC)	Suzuki GSX-R	1:33.975	1
3:12.737	5	Ted COLLINS (VIC)	Suzuki GSX-R	1:27.043	2
4:38.561	5	Ted COLLINS (VIC)	Suzuki GSX-R	1:25.824	3
7:32.489	5	Ted COLLINS (VIC)	Suzuki GSX-R	1:25.531	5
8:57.948	5	Ted COLLINS (VIC)	Suzuki GSX-R	1:25.459	6
10:23.103	5	Ted COLLINS (VIC)	Suzuki GSX-R	1:25.155	7

*Scott Laing*


Chief Time Keeper - Scott Laing

Clerk of Course - Simon Maas

Computime Race Timing Systems Pty Ltd © 1996  
 Licensed to Computime Race Timing Systems

[www.computime.com.au](http://www.computime.com.au)

COMPUTIME RACE TIMING SYSTEMS PTY LTD





ASBK.COM.AU f t i y

# Winton Motor Raceway : OFFICIAL TEST : April 11 & 12

## SUPERSPORT

### Practice 3

Date: 11/04/17  
 Event: P09  
 Weather: Sunny - 21.5C  
 Track: Dry - 36.9C

Started at: 14:20:42  
 Laps: 30 Min  
 Starters: 16  
 Printed at: 14:56

### BEST PARTIAL TIMES

Pos	Split 1		Split 2		Split 3		Split 4		LAP		Ideal	Fastest
	Name	Time	Name	Time	Name	Time	Name	Time	Name	Time		
1	C. QUINN	11.769	T. COLLINS	14.377	S. CONDON	30.934	T. COLLINS	27.962	T. COLLINS	1:25.090	1:25.155	
2	T. COLLINS	11.781	S. CONDON	14.485	T. COLLINS	30.970	M. CHIODO	28.050	S. CONDON	1:25.574	1:25.715	
3	M. CHIODO	11.790	C. QUINN	14.583	M. COOTE	31.210	M. COOTE	28.125	M. CHIODO	1:25.693	1:25.693	
4	S. CONDON	11.858	M. COOTE	14.659	S. LAMBERT	31.220	S. CONDON	28.297	M. COOTE	1:25.957	1:26.111	
5	S. LAMBERT	11.954	M. CHIODO	14.663	C. QUINN	31.262	T. TOPARIS	28.476	C. QUINN	1:26.135	1:26.425	
6	M. COOTE	11.963	N. LIMINTON	14.753	T. TOPARIS	31.310	C. QUINN	28.521	T. TOPARIS	1:26.740	1:27.106	
7	N. LIMINTON	12.029	A. HAYES	14.798	A. HAYES	31.494	J. HUNT	28.543	S. LAMBERT	1:27.008	1:27.830	
8	J. HUNT	12.054	T. BRYDEN	14.812	M. CHIODO	31.555	A. HAYES	28.583	J. HUNT	1:27.101	1:27.262	
9	T. TOPARIS	12.080	S. LAMBERT	14.849	J. HUNT	31.571	T. BRYDEN	28.587	A. HAYES	1:27.170	1:27.459	
10	T. BRYDEN	12.097	T. TOPARIS	14.874	T. BRYDEN	31.789	S. LAMBERT	28.985	T. BRYDEN	1:27.285	1:27.433	
11	G. SCARCELL	12.274	G. SCARCELL	14.905	J. BROADBEN	31.982	G. SCARCELL	29.031	N. LIMINTON	1:28.091	1:28.464	
12	A. HAYES	12.295	J. HUNT	14.933	N. LIMINTON	32.188	J. BROADBEN	29.097	G. SCARCELL	1:28.840	1:29.133	
13	J. BROADBEN	12.418	P. LI	15.137	J. RHODES	32.502	N. LIMINTON	29.121	J. BROADBE	1:28.890	1:29.112	
14	J. RHODES	12.505	J. BROADBEN	15.393	P. LI	32.558	P. LI	29.344	P. LI	1:29.546	1:29.652	
15	P. LI	12.507	J. RHODES	15.475	G. SCARCELL	32.630	B. WILSON	29.481	J. RHODES	1:30.113	1:30.279	
16	B. WILSON	12.825	B. WILSON	15.702	B. WILSON	32.995	J. RHODES	29.631	B. WILSON	1:31.003	1:31.349	

*Scott Laing*  
 Chief Time Keeper - Scott Laing

Clerk of Course - Simon Maas

Computime Race Timing Systems Pty Ltd © 1996  
 Licensed to Computime Race Timing Systems

[www.computime.com.au](http://www.computime.com.au)

COMPUTIME RACE TIMING SYSTEMS PTY LTD

